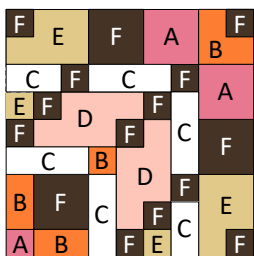


















COLOURING PAGE

Use this page to colour your blocks, then cut them out and arrange them to create your own layout.



Fabric A

Fabric C

Fabric E

Fabric B

Fabric D

Fabric F



Create digital mock-ups on QuiltInk to save, share and print:
quiltink.com/user/LouLouandBetty

